



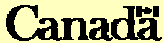
	A	B	C	D	E	F	G	H	I	J	K	L	M	N		
1	 <p>Centre for Education Statistics Postsecondary Education and Adult Learning Section</p>															
2																
3																
4																
5	<div style="border: 1px solid black; padding: 10px; width: fit-content; margin: 0 auto;"> <h2>Financial Information of Universities and Colleges</h2> </div>															
6																
7																
8	<h3>2003-04</h3>															
9																
10																
11	<p>Purpose of the survey</p> <p>The objective of the survey is to collect financial data concerning universities and colleges across the country. The information obtained will give associations and governments a better understanding of the financial position of universities and colleges in Canada and help in the development of policies in this sector.</p>							<p>Confidentiality</p> <p>Statistics Canada is prohibited from publishing any statistics which would divulge information obtained from this survey that relates to any identifiable institution without the previous written consent of that institution. The data reported on this questionnaire will be treated in confidence used for statistical purposes and published in aggregate form only.</p>								
12																
13																
14																
15																
16																
17																
18																
19																
20	<div style="border: 1px solid black; padding: 5px;"> <h4>GENERAL INFORMATION</h4> </div>															
21	Name of University (or College)															
22																
23	Address										Fiscal year ending:					
24	Street						Postal Code		Day		Month		Year			
25	City						Province									
26	Name and title of respondent															
27																
28																
29	Telephone					Fax					E-mail address					
30	Area code		Number			Local		Area code		Number						
31																
32	Name of Senior Administrative Officer (if different from above)															
33																
34																
35	<div style="border: 1px solid black; padding: 5px;"> <h4>INSTRUCTIONS</h4> </div>															
36	1. Please read carefully the accompanying GUIDELINES.															
37	2. All amounts should be expressed in thousands of dollars (\$000's).															
38	3. In the "Observations and Comments" section, please explain financial data that may not be comparable with the prior year.															
39	4. Please do not fill in shaded areas. All non-shaded cells should be completed. A nil entry should be indicated with a zero.															
40																
41																
42	<div style="border: 1px solid black; padding: 5px;"> <h4>Reserved for Statistics Canada</h4> </div>															
43	FTE		Report Status		Institution Code		Comments									
44					nceYYIII											
45																
46	8-2200-348.1 STC/ECT 175-60242										FIUC					
47			Statistics Canada		Statistique Canada											
48																

Table 1. INCOME BY FUND (thousands of dollars)										
Types of income	Funds	General operating (1)	Special purpose and trust (2)	Sponsored research			Ancillary (6)	Capital (7)	Endowment (8)	Total funds (calculated) (9)
				Entities Consolidated (3)	Entities not consolidated (4)	Sub-total (calculated) (5)				
Government departments and agencies - grants and contracts Federal	1. Social Sciences and Humanities Research Council					0				0
	2. Health Canada					0				0
	3. Natural Sciences and Engineering Research Council					0				0
	4. Canadian Institutes of Health Research (CIHR)					0				0
	5. Canada Foundation for Innovation (CFI)					0				0
	6. Canada Research Chairs					0				0
	7. Other federal					0				0
	8. Provincial					0				0
	9. Municipal					0				0
	10. Other provinces					0				0
	11. Foreign					0				0
Tuition and other fees	12. Credit course tuition					0				0
	13. Non-credit tuition					0				0
	14. Other fees					0				0
Donations, including bequests	15. Individuals					0				0
	16. Business enterprises					0				0
	17. Foundations					0				0
	18. Not-for-profit organizations					0				0
Non-government grants and contracts	19. Individuals					0				0
	20. Business enterprises					0				0
	21. Foundations					0				0
	22. Not-for-profit organizations					0				0
Investment	23. Endowment					0				0
	24. Other investment					0				0
Other	25. Sale of services and products					0				0
	26. Miscellaneous					0				0
	27. Total (calculated) *	0	0	0	0	0	0	0	0	0

* The total for column 4, line 27 must agree with the total in Table 2, column 4, line 24.

OBSERVATIONS AND COMMENTS	
Description (Fund and type of income)	Comments

Table 2. EXPENDITURES BY FUND (thousands of dollars)									
Types of expenditures	Funds		Sponsored research			Ancillary (6)	Capital (7)	Endowment (8)	Total funds (calculated) (9)
	General operating (1)	Special purpose and trust (2)	Entities Consolidated (3)	Entities not Consolidated (4)	Sub-total (calculated) (5)				
1. Academic ranks					0				0
2. Other instruction and research					0				0
3. Other salaries and wages					0				0
4. Benefits					0				0
5. Travel					0				0
6. Library acquisitions					0				0
7. Printing and duplicating					0				0
8. Materials and supplies					0				0
9. Communications					0				0
10. Other operational expenditures					0				0
11. Utilities					0				0
12. Renovations and alterations					0				0
13. Scholarships, bursaries and prizes					0				0
14. Externally contracted services					0				0
15. Professional fees					0				0
16. Cost of goods sold					0				0
17. Interest					0				0
18. Furniture and equipment purchase					0				0
19. Equipment rental and maintenance					0				0
20. Internal sales and cost recoveries					0				0
21. Sub-total (calculated)	0	0	0	0	0	0	0		0
22. Buildings, land and land improvements					0				0
23. Lump sum payments					0				0
24. Total (calculated) *	0	0	0	0	0	0	0		0

* The total for column 4, line 24 must agree with the total in Table 1, column 4, line 27.

OBSERVATIONS AND COMMENTS	
Description (Fund and type of expenditure)	Comments

Table 4. GENERAL OPERATING EXPENDITURES BY FUNCTION (thousands of dollars)										
Types of expenditures	Functions									
	Instruction and non-sponsored research (1)	Non-credit instruction (2)	Library (3)	Computing and communications (4)	Administration and general (5)	Student services (6)	Physical plant (7)	External relations (8)	Total (*) functions (calculated) (9)	
1. Academic ranks									0	
2. Other instruction and research									0	
3. Other salaries and wages									0	
4. Benefits									0	
5. Travel									0	
6. Library acquisitions									0	
7. Printing and duplicating									0	
8. Materials and supplies									0	
9. Communications									0	
10. Other operational expenditures									0	
11. Utilities									0	
12. Renovations and alterations									0	
13. Scholarships, bursaries and prizes									0	
14. Externally contracted services									0	
15. Professional fees									0	
16. Cost of goods sold									0	
17. Interest									0	
18. Furniture and equipment purchase									0	
19. Equipment rental and maintenance									0	
20. Internal sales and cost recoveries									0	
21. Sub-total (calculated)	0	0	0	0	0	0	0	0	0	
22. Buildings, land and land improvements									0	
23. Lump sum payments									0	
24. Total (calculated)	0	0	0	0	0	0	0	0	0	

* The amounts in column 9 should agree with the amounts in Table 2, column 1.

OBSERVATIONS AND COMMENTS	
Description (Function and type of expenditure)	Comments